

JUNIOR FORM

IMPROVE YOUR SPEAKING



Whatsapp | 9866 6265 **Tel** | 2383 0300 **W** | www.meeducationhk.com
Facebook @MEeducationHK | **Instagram** @MeEducation

Name: _____
Class: _____
Teacher: _____

Contents

Chapter	Topic	Date Completed
1	Social Media	
2	Technology	
3	Career	
4	Books	
5	The World Around Us	
6	Food	
7	Peer Pressure	
8	Self-Identity	
9	Culture	
10	Gaming	

1: Social Media

Warmup: Your teacher will write **answers** on the board and you need to guess the grammatically correct answer.

(For some answers there will be more than one possible question so be creative)

A. Social Media Definition

“...websites and applications that enable users to create and share content or to participate in social networking.”

As a class discuss:

1. Do the following apps and websites meet the above definition? What are the differences between each app?

Facebook	Twitter	WhatsApp
WeChat	LinkedIn	Instagram
Tumblr	Sina Weibo	YouTube
Imgur	豆瓣	Reddit

2. How many of these Social Media apps/websites are you using? Which ones do your teacher use? Are there other Social Media Apps not on the list that you like?

B. Vary your Vocabulary. In pairs, match the word to their meaning

1. blog	a. a blog in which the content is mainly in video form.
2. hashtag	b. a user who chooses to see others posts.
3. Tweet	c. a symbol used to identify messages on a specific topic.
4. caption	d. to show the sound or video from an event in real time.
5. crowd source	e. begin to be popular.
6. live feed	f. a person who likes to create controversy in an online setting.
7. troll	g. distribute media from a device in real time
8. GIF	h. small scale animation and film clip.
9. viral	i. use the help of a large number of people via the Internet.
10. vlog	j. information on the people that you follow.
11. stream	k. an explanation of a picture.
12. geotag	l. a tag that gives a geographical location to a photo or video.
13. activity	m. an online journal written in a conversational style.
14. lurker	n. reads but never participates in online discussions.
15. follow	o. a 140 character or less short message posted on Twitter.

C. Use your vocabulary. Write a sentence that uses the vocabulary item. One has been done for you.

1. blog	Many people like to <u>blog</u> about their holidays.
2. hashtag	
3. Tweet	
4. caption	
5. crowd source	
6. live feed	
7. troll	
8. GIF	
9. viral	
10. vlog	
11. stream	
12. geotag	
13. activity	
14. lurker	
15. follow	

D. 2 minute speech. Choose a topic for your speech from below:

Social Media is Here to Stay
Tips to Balance Social Media Usage

Speech Skills. In today's lesson use the following framework for your speech.

1. Begin your speech with a question to catch the interest of the audience.
2. Speak from your personal experience. This lets the audience know that you are genuine.
3. Finish with a clear 'call to action' statement.

Title

A question to catch interest.
Introduce your speech and why it is important.

Main points
Give 2 reasons to support your speech.

Conclusion.
What did your audience learn?
What should they do with that knowledge?

Ask your classmate to grade you from 1 (needs improvement) to 5 (Amazing!)

☐

Frequent eye-contact

☐

Loud and clear

☐

Minimal use of notes.

☐

Confident

E. Pair work. IELTS style Spoken Exam. With your partner takes turns to interview each other for 10 minutes.

(Examiner introduces him/herself and checks your name)

- How often do you use social media?
- Should everyone use social media?
- What is the best way to use social media, on a computer, a tablet or on a phone?
- What social media apps are popular in your country?
- What do you think will be the future of social media?

F. HKDSE style group discussion. In groups of 3 or 4, discuss the following topic for 6–8 minutes.

Your school wants to create a Social Media App for use in the school. You have been asked to come up with some ideas as to what the app can do, who will be able to access it and what features it might have. You may want to talk about.

- What the app will be used for.
- Why is there a need for the app.
- Who will be able to use the app.
- How can students access the app.
- Anything else you think is important.

You have 10 minutes to prepare.



G. Vocabulary Reinforcement. Unscramble the words on the left then search for answers in the box below.

obgl
hthagsa
wtete
iptanco
wrcod suoecr
elvi feed
tlorl
FIG
ravli
golv
starme
egtgoa
ciattyiv
ruerlk

d	b	y	p	l	v	q	e	f	s	n	a
r	j	s	u	c	t	l	w	e	t	y	c
e	g	a	g	r	w	h	x	e	r	q	t
c	g	t	r	o	l	l	v	d	e	f	i
w	s	a	r	w	l	i	v	e	a	t	v
z	b	p	t	d	s	v	z	m	m	e	i
g	e	v	n	o	i	t	p	a	c	e	t
o	p	a	u	r	e	k	r	u	l	w	y
l	z	r	s	p	r	g	e	m	p	t	l
b	c	c	u	m	w	t	g	i	f	g	l
e	c	a	q	g	a	t	h	s	a	h	p
f	o	j	t	r	z	l	a	r	i	v	v

2: Technology

Warmup: Divide into teams. The first players from each team must stand with their back to the board. Write a word on the board. The students sat down facing the board must describe the word to the players without actually saying the word itself. The first player to say the correct answer wins and the losing player sits down and is replaced by a team mate.

A. Technology Definition

“...machinery and devices developed from scientific knowledge.”

As a class discuss:

1. How important is technology to mankind? Look back through your week and list how technology has helped you. What would our lives be like if we didn't have technology?

2. Technology companies. What do these tech companies do?

Samsung	Apple	HTC
Tesla	Google	IBM
Huawei	Microsoft	Dell Technologies
SK Holdings	NVIDIA	Sony
Canon	Olympus	Nikon

3. Would you like to work in a tech company?

4. Which phone brand is most popular in your class? Give reasons.

B. Vary your Vocabulary. In pairs, match the word to their meaning.

1. customize	a. ahead in development or progress.
2. tablet	b. new methods, ideas or products.
3. air drop	c. change something to suit a person or task.
4. fibre optic	d. anything that makes it easier for the user to operate.
5. cloud storage	e. how the user and the computer system interact.
6. advanced	f. a mobile PC with a touch screen display in a thin, flat package.
7. specs	g. can be used on different types of computer and software.
8. cross platform	h. the appearance of a program's interface.
9. user-friendly	i. file transfer service by Apple that uses Bluetooth or Wifi.
10. innovation	j. the number of pixels on a display monitor.
11. usability	k. service that keeps data on a remote storage server.
12. user interface	l. the level to which something can be used.
13. resolution	m. thin flexible fibres with glass cores for transmitting data.
14. skins	n. fans of a person, group or technology.
15. fan base	o. short form for specification.

C. Use your vocabulary. Write a sentence that uses the vocabulary item. One has been done for you.

1. customize	I have customized my ringtones, homescreen, icons and phone case.
2. tablet	
3. air drop	
4. fibre optic	
5. cloud storage	
6. advanced	
7. specs	
8. cross platform	
9. user-friendly	
10. innovation	
11. usability	
12. user interface	
13. resolution	
14. skins	
15. resolution	

D. 2 minute speech. The speech topic for this lesson is below:

“I will never forget my first mobile phone / TV game console / PC. “

Speech Skills. In todays lesson you will try to get an emotional response from your audience. When the audience has their emotions involved, they will pay closer attention.

1. Begin your speech with a 'flashback' to how you felt when you recieved your first mobile phone / TV game console / PC.
2. By giving your device human qualities, you can introduce sentimentality and emotion to your audience.

Example: 'My Nokia 3310 was a handsome matt black beauty with customized orange back-lighting. I loved that phone so much and even as newer models came out, I refused to upgrade.

3. Finish with a sincere thank you to the device that gave you so much happiness.

Title

Introduce
your device
and give
some back-
story.

I will never forget my ...

Main points
Create a
bond be-
tween you
and your
device.

Conclusion.
What happened
to that device?

How did using it
change who you
are?

Ask your classmate to grade you from 1 (needs improvement) to 5 (Amazing!)

☐

Frequent eye-contact

☐

Loud and clear

☐

Minimal use of notes.

☐

Confident

E. Pair work. IELTS style Spoken Exam. With your partner takes turns to interview each other for 10 minutes.

(Examiner introduces him/herself and checks your name)

- Describe your smart phone. Specs and appearance and skins.
- What do you usually use your smart phone for?
- Do you like your smart phone? Why/why not?
- What was the first smart phone you ever had?

F. HKDSE style group discussion. In groups of 3 or 4, discuss the following topic for 6–8 minutes.

Your school is considering using more technology in the classroom and has asked your group to prepare a report. You may want to talk about.

- What technology will be useful in the school?
- How can the teachers use more technology in the classroom?
- How will students benefit from using more technology?
- What are the advantages of introducing more technology to the school?
- Anything else you think is important.

You have 10 minutes to prepare.



G. Further Reading

Technology can be our best friend, and technology can also be the biggest party pooper of our lives. It interrupts our own story, interrupts our ability to have a thought or a daydream, to imagine something wonderful, because we're too busy bridging the walk from the cafeteria back to the office on the cell phone.

–Steven Spielberg

Turn off your email; turn off your phone; disconnect from the Internet; figure out a way to set limits so you can concentrate when you need to, and disengage when you need to. Technology is a good servant but a bad master.

–Gretchen Rubin

3: Career

Warmup: Job Charades. Take turns to act out different types of jobs. Don't make it too easy for your classmates and teacher to guess.

A. Career definition.

Career	Job
"...an occupation undertaken for a significant period of a person's life and with opportunities for progress.."	"...a job is an activity through which an individual can earn money. It is a regular activity in exchange of payment."

As a class discuss:

1. Would you prefer to have a job or a career?
2. What are the advantages of a job over a career (and vice-versa)?
3. Do your parent have jobs or careers?

B. Vary your Vocabulary.

1. earn	a. person or company providing a product or service.
2. hours	b. to take time off from work (can be paid or unpaid).
3. benefits	c. get a higher rank in a company.
4. retirement	d. to act together and have an effect on one another.
5. promotion	e. an amount of money given each month to an employee.
6. salary	f. the time spent working each day.
7. leave	g. meeting a persons needs or desires.
8. paid holidays	h. the latest date by which something should be completed.
9. deadlines	i. get money in return for labour or services.
10. profit	j. financial gain.
11. interact	k. people using the services of a company or person.
12. clients	l. an advantage (other than money).
13. supplier	m. relating to management.
14. satisfaction	n. leaving a job and ceasing to work (often due to old age).
15. managerial	o. days where employees can be paid but not work.

C. Pair work. IELTS style Spoken Exam. With your partner takes turns to interview each other for 10 minutes.

(Examiner introduces him/herself and checks your name)

- What job would you like to have?
- Do you think salary or job satisfaction is more important?
- What work is common in Hong Kong?
- Would you ever like to own a business?

D. Where would you like to work? Match the job to where they work.

1. athlete	a. hotel
2. beautician	b. studio
3. carpenter	c. vets
4. croupier	d. publishing company
5. diver	e. zoo
6. editor	f. law office
7. film maker	g. the ocean
8. game developer	h. classroom
9. hotelier	i. salon
10. interior designer	j. office
11. judge	k. mortuary
12. kindergarten teacher	l. film set
13. lawyer	m. court room
14. mechanic	n. United Nations conference
15. nurse	o. sports institute
16. optician	p. surgery
17. photographer (wildlife)	q. garage
18. quality controller	r. the Amazon
19. receptionist	s. casino
20. surgeon	t. opticians
21. translator (simultaneous)	u. at a new apartment
22. undertaker	v. warehouse
23. veterinarian	w. workshop
24. writer	x. coffee shop?
25. zoologist	y. hospital

E. 2 minute speech. The speech topic for this lesson is below:

“The future is tomorrow but we will prepare for it today.”

Speech Skills. In today's lesson you'll persuade your audience of the importance of preparing early for their careers or dream job.

1. Begin your speech with a negative attention getter. (Perhaps the rising costs of living, the university students who can't find jobs etc..)
2. Turn this negative introduction around by telling your classmates what they can begin doing now to overcome these future challenges.
3. Finish by saying that no matter what the challenges are, you believe that your classmates have the talents and ability to overcome them and be successful.

Title

Negative
news about
the future.

Turn it into
a positive
speech.

Conclusion.
Express your
belief and con-
fidence in your-
self and your
classmates.

Ask your classmate to grade you from 1 (needs improvement) to 5 (Amazing!)

☐

Frequent eye-contact

☐

Loud and clear

☐

Minimal use of notes.

☐

Confident

F. HKDSE style group discussion. In groups of 3 or 4, discuss the following topic for 6–8 minutes.

Your group needs to write an article about how hard parents work to give their children a better future. As a warmup, you want to first learn more about your group. You may want to talk about.

- What do your parents do for work?
- Do they enjoy their work?
- What job would they like to have?
- Do they expect you to have the same job as they do?
- What can students do to show we appreciate our parent?
- Anything else you think is important.

You have 10 minutes to prepare.

G. The Entrepreneurs

Imagine that you have been given \$500,000 to start up your own business. The person backing you has two requirements:

1. The business you start must be about something that you enjoy.
2. It must benefit the community.

In pairs, come up with your idea and present it to your class.

H. Homework Alert !

Next lesson you will need to give a 5-minute book report. Please prepare it in advance. Use the expressions and vocabulary in Lesson 4, sections B and C.

4: Books

Warmup: Word tennis. Divide into teams and take turns to say a word. The word in reply must somehow be connected to the previous word.

Pause longer than 5 seconds, repeat words previously said, make a poor challenge = Game Over.

Example: Lemon-Sour-Sweet-Sugar-Maroon 5- Singer-Adele-Girl-Boy-Man-Male-Mail-e-mail- letter-alphabet-soup

A. Is reading an important skill?

"Books are the quietest and most constant of friends; they are the most accessible and wisest of counselors, and the most patient of teachers."

- Charles William Eliot

As a class discuss:


1. Would you rather read a good novel or use social media?
2. Would you rather read a good novel or watch a movie?
3. Do Hong Kong students in general, enjoy reading? Explain with five reasons. Write the reasons on the board.

B. Vary your Vocabulary. In pairs, match the word or phrase to it's meaning.


1. a big reader	a. about a real person / situation.
2. based on	b. the main events of a story.
3. central character	c. a well-known book accepted as being exemplary.
4. a classic	d. a device for reading e-books.
5. e-book	e. a book that you want are excited to read.
6. e-reader	f. books written for young adults.
7. hardback	g. a made up story set in the past.
8. historical fiction	h. the central person in the story.
9. a page turner	i. the place where a story takes place.
10. paperback	j. bookworm.
11. plot	k. the thing that encourages someone to do something.
12. science fiction	l. a book bound in paper or card.
13. YA fiction	m. a book bound with stiff covers.
14. setting	n. fiction based on an imagined future.
15. incentive	o. an electronic version of a printed book.

C. Guide to making a book report.


1. Your Introduction must include:

- Author's name
 - Book title
 - A one sentence summary.
 - An attention getter, like a quote from the book.
- 

2. The book's setting

- Where does the book take place? (Be descriptive)
 - When does the book take place?
- 

3. A general plot summary.

- What happens to the characters in the story and why?
 - If there is a 'Story mountain' plot structure, identify the beginning, the rising action and the climax.
 - (If you want your listeners to desire to read this book, avoid giving spoiler about the end falling action and resolution)
- 

4. What is the theme of the book?

- What is the moral or lesson of the book?
- What will readers learn from reading this book?

5. Conclusion.

- Will you suggest that others should read this book? Explain why.
- Include the authors name and book title one last time.

Ask your classmate to grade you from 1 (needs improvement) to 5 (Amazing!)

☐ Frequent eye-contact ☐ Loud and clear ☐ Minimal use of notes. ☐ Confident

D. Pair work. IELTS style Spoken Exam. With your partner takes turns to interview each other for 10 minutes.

(Examiner introduces him/herself and checks your name)

- Do you like books/reading? Why/why not?
- What kind of books do/did you like?
- What is your favorite book?
- What was the last book you read?
- Do you believe reading books/literature is more important to success?

E. HKDSE style group discussion. In groups of 3 or 4, discuss the following topic for 6–8 minutes.

Your group needs to make a proposal for a Book Fair at your school.
You may want to talk about.

- Why is reading important for students?
- How can the school promote reading?
- Is the school DEAR* time effective?
- What books should be bought for the school library?
- Anything else you think is important.

* Drop Everything And Read (A common reading programme in Hong Kong Schools)
You have 10 minutes to prepare.



F. Read for pleasure

“If you want to write, if you want to create, you must be the most sublime fool that God ever turned out and sent rambling. You must write every single day of your life. You must read dreadful dumb books and glorious books, and let them wrestle in beautiful fights inside your head, vulgar one moment, brilliant the next. You must lurk in libraries and climb the stacks like ladders to sniff books like perfumes and wear books like hats upon your crazy heads. I wish you a wrestling match with your Creative Muse that will last a lifetime. I wish craziness and foolishness and madness upon you. May you live with hysteria, and out of it make fine stories — science fiction or otherwise. Which finally means, may you be in love every day for the next 20,000 days. And out of that love, remake a world.”

–Ray Bradbury
American Novelist
(1920–2012)

5: The World around Us

Warmup: Teams take turns to question the teacher to find out which countries in the world he/she has traveled to. They can't ask directly, but first ask FIVE questions before guessing. If a team fails to ask 5 questions the other team takes over.

Q1: Is it in Europe?

Q2: Is the country famous for art?

Q3: Is that country famous for food?

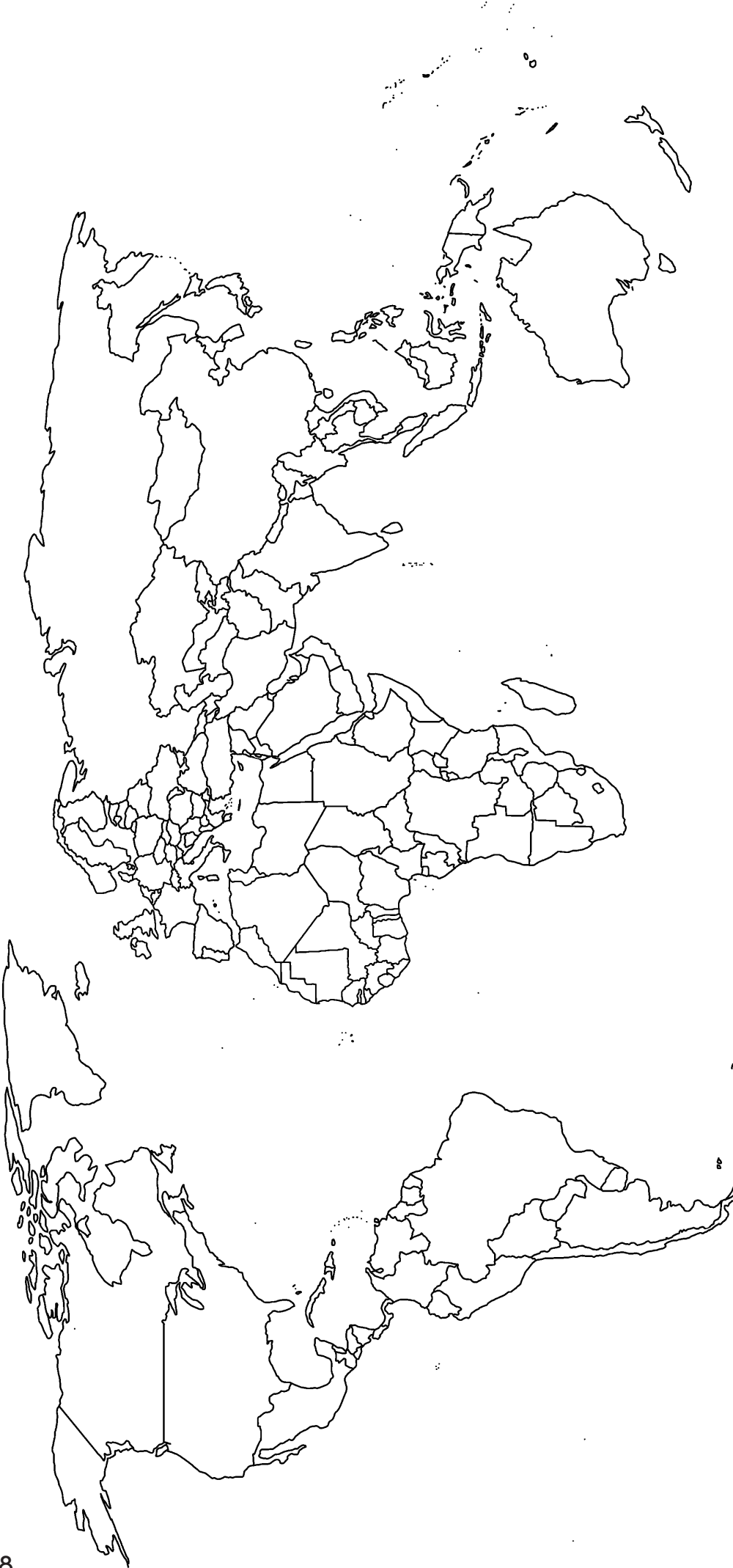
Q4: Did you see a tall tower?

Q5: Is the flag red, white and blue?

Ah, you have been to France.

A. Vary your Vocabulary. Complete the columns on the right with names of 1 or more countries. One has been done for you.

	Country	Other Countries
A	Argentina	1.
B	Bangladesh	2.
C	Colombia	3.
D	Denmark	4.
E	Eritrea	5.
F	Finland	6.
G	Ghana	7.
H	Honduras	8.
I	Iceland	9.
J	Jordan	10.
K	Kenya	11.
L	Luxembourg	12.
M	Maldives	13.
N	New Zealand	14.
O	Oman	15.
P	Portugal	16.
Q	Qatar	17.
R	Romania	18.
S	Seychelles	19.
T	Turkmenistan	20.
U	Ukraine	21.
V	Venezuela	22.
Y	Yemen	23.
Z	Zimbabwe	24.



B. Can you find these countries on the world map?

A	Argentina	F	France	K	South Korea	P	Portugal	U	Ukraine
B	Brazil	G	Germany	L	Luxembourg	Q	Qatar	V	Vietnam
C	China	H	Haiti	M	Maldives	R	Russia	Y	Yemen
D	Denmark	I	Iceland	N	New Zealand	S	Singapore	Z	Zimbabwe
E	Egypt	J	Japan	O	Oman	T	Turkey		

C. Choose two colors.


1. Color the countries that you have visited one color.
2. Color the countries you want to visit the other color.

Show your results to your partner.

D. Speech Skills. The speech today will be of a style where you must express both sides of an argument. Your speech will be to examine the both sides of the statement:

“Walking ten-thousand miles of roads is better than
reading ten thousand scrolls of books”.

1. Begin your speech by explaining the above saying. What was the writers point?
2. Compare the advantages and disadvantages of each side. Is it really better to travel than to read?
3. Finish by leaving a question in your audiences mind.



Ask your classmate to grade you from 1 (needs improvement) to 5 (Amazing!)

☐ Frequent eye-contact ☐ Loud and clear ☐ Minimal use of notes. ☐ Confident

E. Pair work. IELTS style Spoken Exam. With your partner takes turns to interview each other for 10 minutes.

(Examiner introduces him/herself and checks your name)

- Describe a country attraction you once visited. You should say:
- When you visited it
- What you did there
- Who you went with
- and say what about it you like the most

F. HKDSE style group discussion. In groups of 3 or 4, discuss the following topic for 6–8 minutes.

You're arranging a school trip to another country. Give a suggestion of where you would like to go, and why. You may want to talk about.

- Which country to visit
- When to visit
- How long will the school trip be?
- What activities can the students do there?
- Anything else you think is important.

You have 10 minutes to prepare.

Secondary School Courses by ME English

Junior Form: Improve Your Writing

Junior Form: English Enhancement

Senior Form: English Enhancement

Senior Form: Improve Your Writing

An Introduction to Competitive Debating

The International Phonetic Alphabet

Monologues and Duologues

Speech Festival

Popular Culture

P.6 to S.1 Summer Bridging Course



Whatsapp | 9866 6265 **Tel** | 2383 0300 **W** | www.meeducationhk.com
Facebook @MEeducationHK | **Instagram** @MeEducation

Wanchai

Unit 2B, 2/F,
245-251 Hennessy Road,
Success Commercial Building,
Tel: **2833 6728**

Mong Kok

Unit 503-504
168 Sai Yeung Choi Street South

Tsuen Wan

Unit 626
Nan Fung Centre
264-298 Castle Peak Road

Kowloon City

Unit 3C
Smart A Building,
348-352 Prince Edward Road West